



Series 20 is a relatively easy series to sort by feel. Most of the characters include very distinct elements with few places for confusion on key elements. A few tricky pieces do exist, though. Watch carefully for the differences between the Viking and Athlete, as both include spears and round disks. The Knight, Pirate, and Super Warrior all include swords, but only the Pirate's small cutlass makes a good identifier. The Pirate's Tricorne/Hairpiece is too amorphous for easy identification.

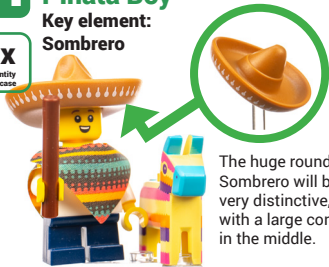
As always, this guide is intended to help novice hunters by highlighting the easiest and most unique elements. Experienced hunters will be able to use other elements to distinguish between characters.



01 Piñata Boy

Key element:
Sombrero

3x
quantity
per case



The huge round Sombrero will be very distinctive, with a large cone in the middle.

02 Breakdancer

Key element:
Boombox

3x
quantity
per case

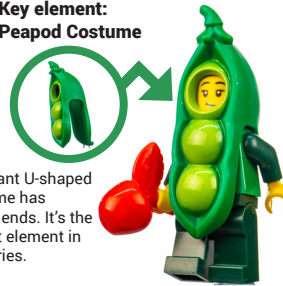


Feel for the modified 1x3 brick Boombox. It's the only small rectangular brick in the series.

03 Peapod Costume Girl

Key element:
Peapod Costume

4x
quantity
per case




The giant U-shaped costume has pointy ends. It's the largest element in the series.

04 Tournament Knight

Key element:
Shield

5x
quantity
per case

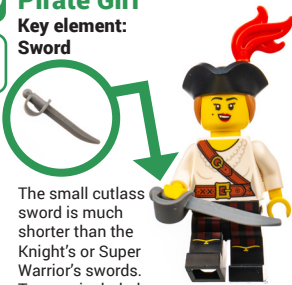


The triangular shield has a prominent handle on the back. The sword can be difficult to tell from the Super Warrior's weapon.

05 Pirate Girl

Key element:
Sword

4x
quantity
per case

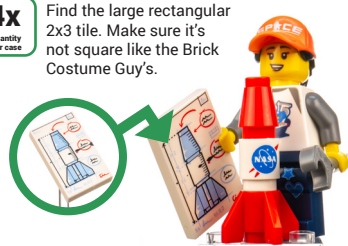


The small cutlass sword is much shorter than the Knight's or Super Warrior's swords. Two are included.

06 Space Fan

Key element: 2x3 Tile

4x
quantity
per case

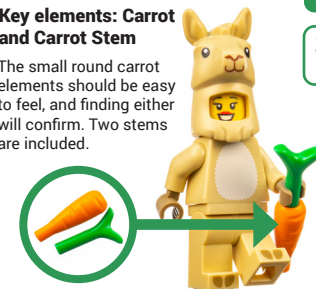


Find the large rectangular 2x3 tile. Make sure it's not square like the Brick Costume Guy's.

07 Llama Costume Girl

Key elements: Carrot
and Carrot Stem

3x
quantity
per case



The small round carrot elements should be easy to feel, and finding either will confirm. Two stems are included.

08 Viking

Key element: Spear

3x
quantity
per case

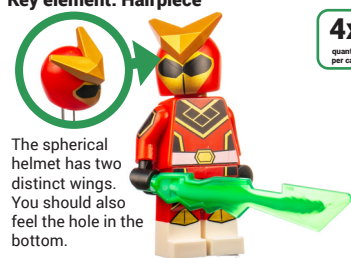


Both the Viking and Athlete have spears. Find the spear, then feel for the distinct ring below the spearhead. If there's a ring, you've got the Viking. Find the round shield with a handle on the back to confirm.

09 Super Warrior

Key element: Hairpiece

5x
quantity
per case



The spherical helmet has two distinct wings. You should also feel the hole in the bottom.

10 Martial Arts Boy

Key element:
Nunchucks

4x
quantity
per case



The Nunchucks are two very short bars. Make sure you feel the bump on the ends for the chain.

11 Athlete

Key element:
Spear

3x
quantity
per case




Unlike the Viking's spear, the Athlete's spear has no ring below the spearhead. Find the 2x2 round tile and ensure it has no handle on the back to confirm.

12 Sea Rescuer

Key element:
Turtle

5x
quantity
per case



The Turtle is fairly large with a prominent head, front flippers and round anti-stud on the bottom.

13 Brick Costume Guy

Key element:
Brick Costume

4x
quantity
per case



The chunky Brick Costume is the size of a 2x3 brick with distinct arms and studs on the front.

14 80s Musician

Key element: Keytar

3x
quantity
per case



The Keytar is long with a flat, wide section. Feel for the distinct handle on the back.

15 Pajama Girl

Key element:
Stuffed Rabbit

3x
quantity
per case



The Rabbit has very prominent arms and ears, making it feel a bit like a bumpy star.

16 Drone Boy

Key element: Drone Body

4x
quantity
per case



This package is full of pieces. Find the cross-shaped Drone Body with its distinct arms and round anti-stud on the bottom.