

Series 19 is mostly an easy series to ID, with a few exceptions like the Rugby Player and Fox Costume Girl. Pay extra attention to these, as well as to figures with lots of elements like the Fright Knight and Monkey King.

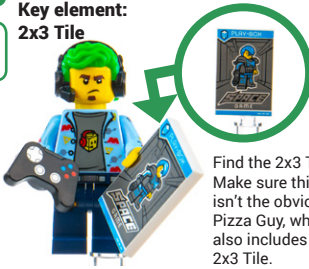
The key elements we've called out here are not the only way to ID many of the minifigures, but instead are chosen because they are elements that are hard to mistake when felt through a bag.

If you are examining a brand new case, note that the bag order within the case is not completely randomized, with each row having the same order for the first 10 bags.



01 Video Game Champ
Key element: 2x3 Tile

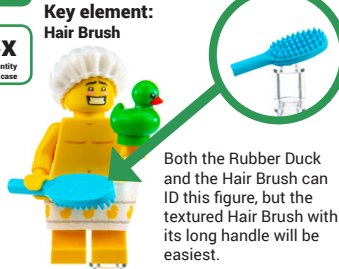
5x quantity per case



Find the 2x3 Tile. Make sure this isn't the obvious Pizza Guy, which also includes a 2x3 Tile.

02 Shower Guy
Key element: Hair Brush

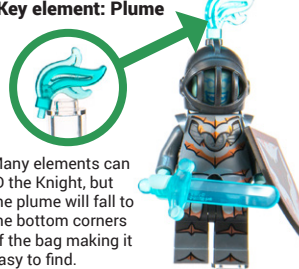
3x quantity per case



Both the Rubber Duck and the Hair Brush can ID this figure, but the textured Hair Brush with its long handle will be easiest.

03 Fright Knight
Key element: Plume

4x quantity per case



Many elements can ID the Knight, but the plume will fall to the bottom corners of the bag making it easy to find.

04 Monkey King
Key elements: Lightsaber Handle

4x quantity per case



With 3 in the bag, the small handle will be easy to find in a corner of the bag.

05 Programmer
Key element: 1x1 Brick

4x quantity per case



The only brick in any of the bags, the cubic 1x1 Brick should be easy to feel.

06 Mummy Queen
Key element: Scorpion

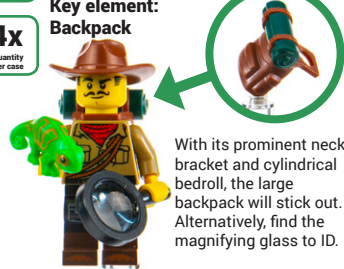
5x quantity per case



The Scorpion's large hooked tail and claws will be easy to feel through the bag.

07 Jungle Explorer
Key element: Backpack

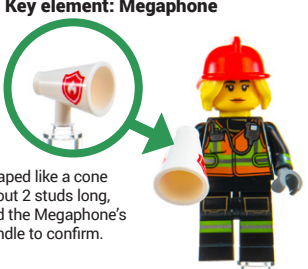
4x quantity per case



With its prominent neck bracket and cylindrical bedroll, the large backpack will stick out. Alternatively, find the magnifying glass to ID.

08 Firefighter
Key element: Megaphone

3x quantity per case



Shaped like a cone about 2 studs long, find the Megaphone's handle to confirm.

09 Dog Sitter
Key element: Dogs

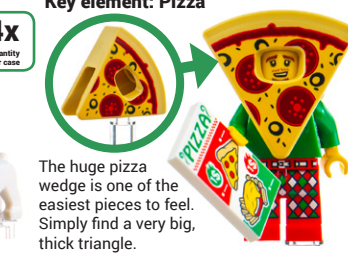
3x quantity per case



Many elements can ID the Sitter, including either dog. The Dachshund is the largest.

10 Pizza Costume Guy
Key element: Pizza

4x quantity per case



The huge pizza wedge is one of the easiest pieces to feel. Simply find a very big, thick triangle.

11 Galactic Bounty Hunter
Key element: Blaster

4x quantity per case



Find a textured flat piece about the size of a 1x2 tile, with an angled handle. Find flat the long, flat armor pauldrons to confirm.

12 Gardener
Key element: Mandrake Stem

3x quantity per case



While the soft Flamingo is larger, the stem is easier to feel with its 3 prominent leaves. There are 2 in the bag.

13 Rugby Player
Key element: Football

4x quantity per case



One of the more difficult figs to ID. The Football has a nub on one side. Don't confuse with the Rubber Duck or Fox's Bag.

14 Fox Costume Girl
Key element: Chicken

3x quantity per case



Another difficult fig to ID, the Chicken is the best bet. A medium-sized, thick heart-shaped piece, the chicken has a prominent base.

15 Bear Costume Guy
Key element: Heart Tile

4x quantity per case



The tiny Heart Tile will easily shake to the corner. Alternatively, find the Curved 2x2 Tile to positively ID.

16 Mountain Biker
Key element: Mountain Bike Frame

3x quantity per case



Look for a bulging bag to find the huge bike element.